

Consolidated Financial Result of Q3, FY2021



SIIX Corporation
November 2021

• Profit and Loss

	FY2020_Q3		FY2021_Q3		FY2020_Q3 vs. FY2021_Q3		Impact of change in FX	FY2020_Q3 vs. FY2021_Q3, net	
	(JPY in millions)	amount	%	amount	%	diff.		%	diff.(net)
Sales	128,632	100.0	163,807	100.0	35,175	27.3	4,838	30,336	23.6
Gross Profit	11,480	8.9	14,721	9.0	3,240	28.2			
SGA	8,613	6.7	11,122	6.8	2,509	29.1			
Operating Income	2,867	2.2	3,598	2.2	731	25.5	34	697	24.3
Ordinary Income	2,691	2.1	4,233	2.6	1,542	57.3			
Extraordinary Income & Loss	-1,681	-1.3	0	0.0	1,682	-			
Corporate tax	416	0.3	955	0.6	539	129.6			
Profit attributable to owners of parent	594	0.5	3,274	2.0	2,679	451.0			

Exchange rate

(JPY)	2020_Q3	2021_Q3
USD	107.60	108.70
EUR	120.93	129.89
HKD	13.87	14.00
THB	3.42	3.45
RMB	15.37	16.79

• Scope of Consolidation

	End of	Changes		End of
	FY2020_Q3	Increase	Decrease	FY2021_Q3
Consolidated Subsidiary	22	1	1	22
Equity Method Affiliate	2	-	-	2

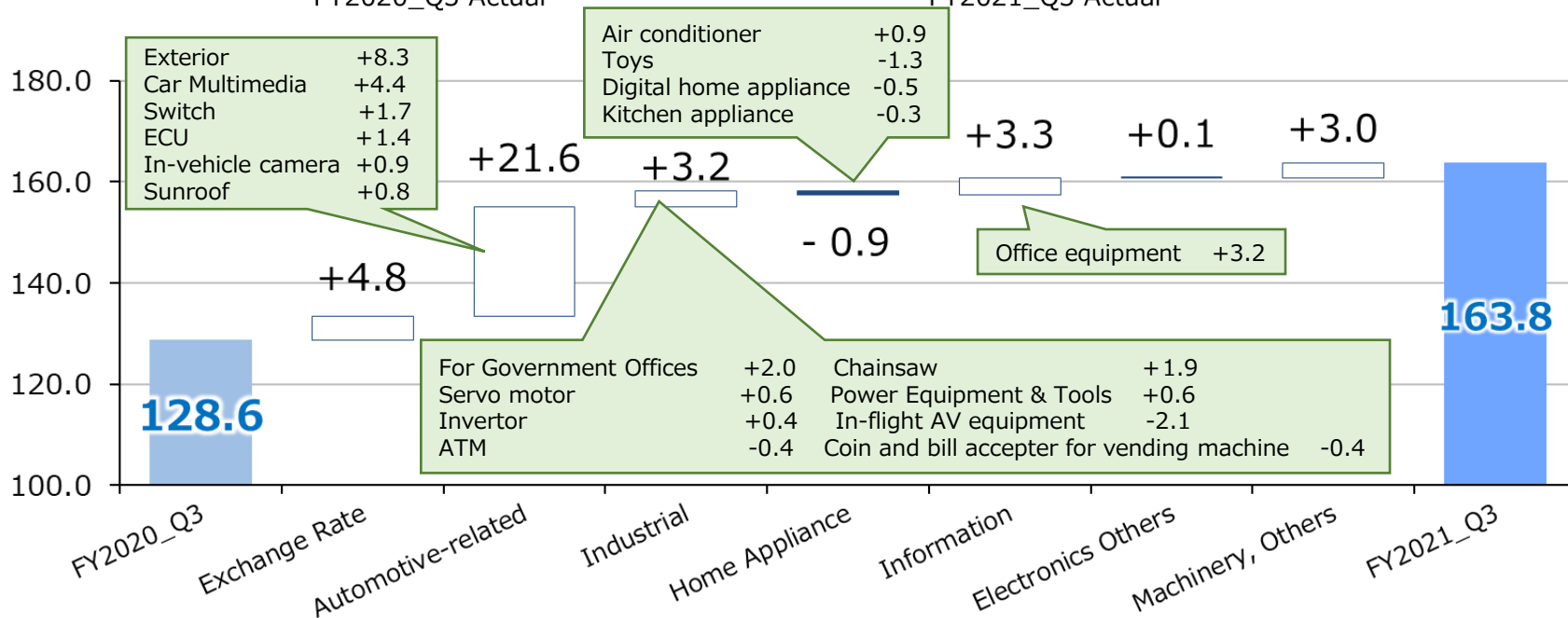
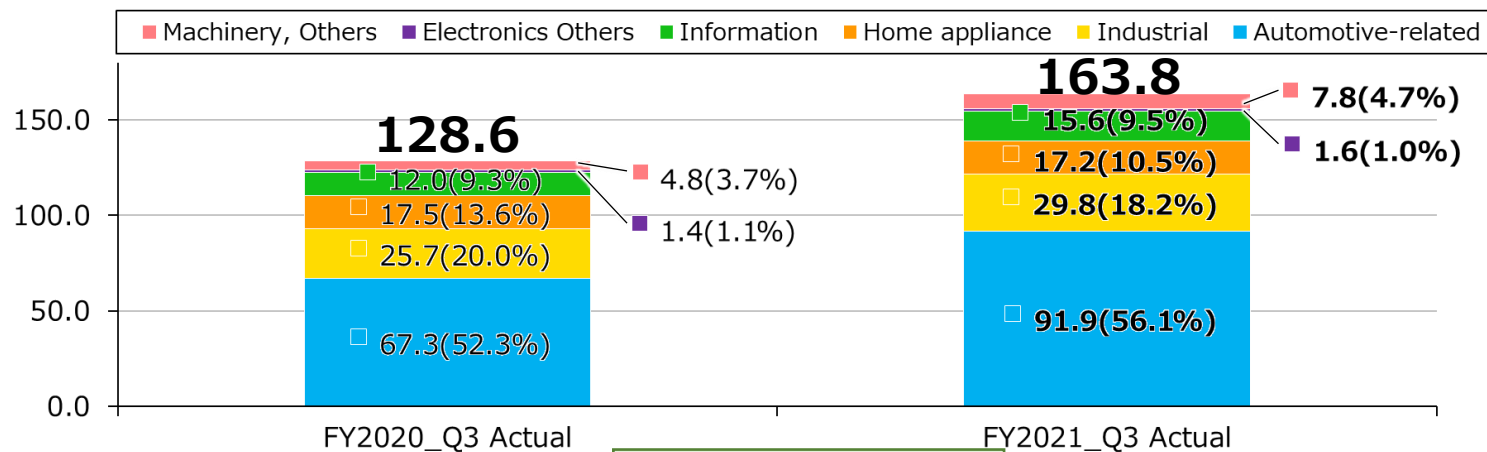
*Increase: PT SIIX Trading Indonesia, a sales subsidiary in Indonesia, was newly consolidated.

Decrease: In January 2021, SIIX Bangkok Co., Ltd., Thai sales subsidiary, was transferred its business to SIIX EMS (THAILAND) CO., LTD. (currently Thai SIIX Co., Ltd.).

Consolidated Sales by Market Sector

• Q3, FY2020 (actual) vs. Q3, FY2021 (actual)

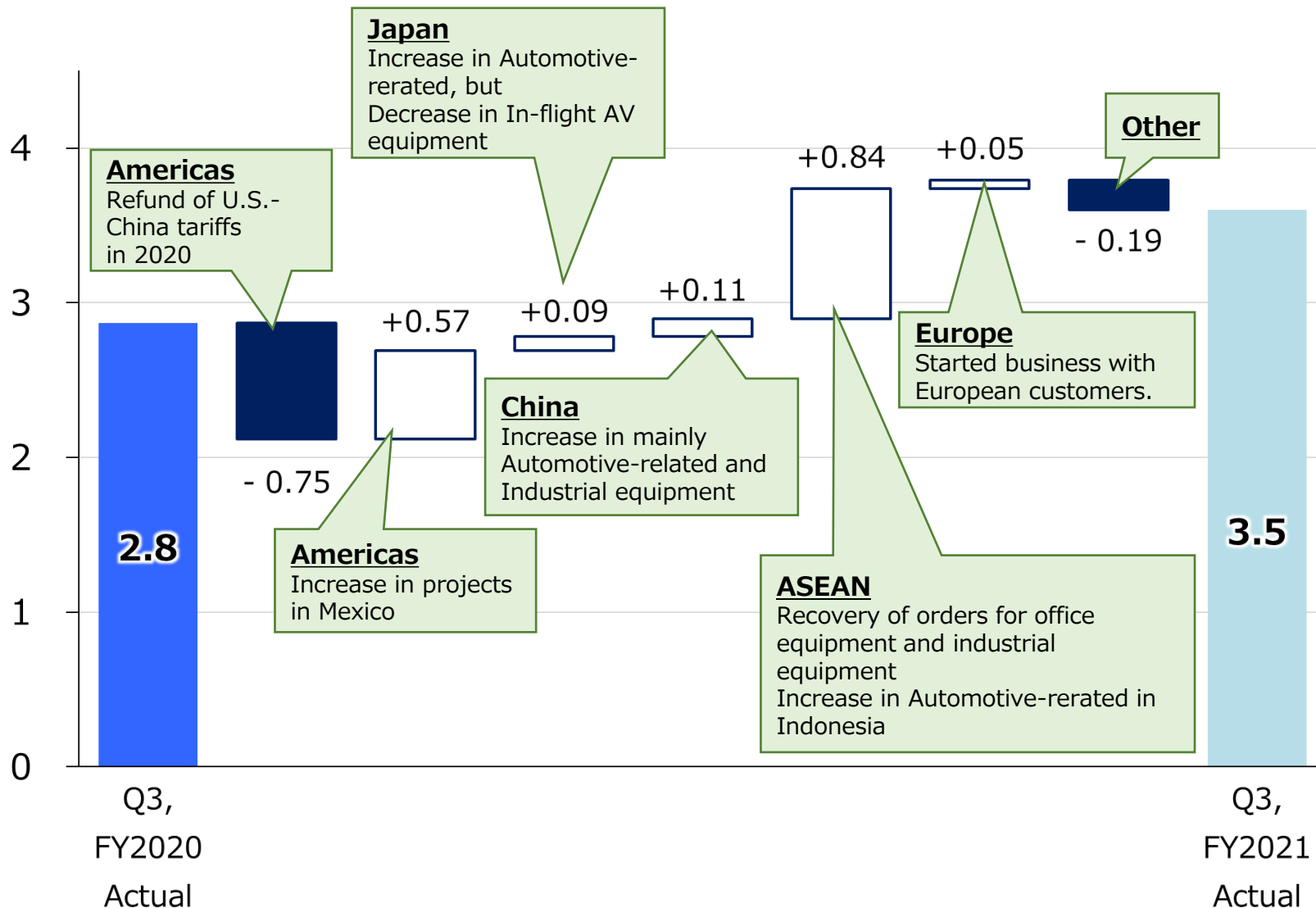
(JPY in billions)



Operating Profit by Area

• Q3, FY2020 (actual) vs. Q3, FY2021 (actual)

(JPY in billions)



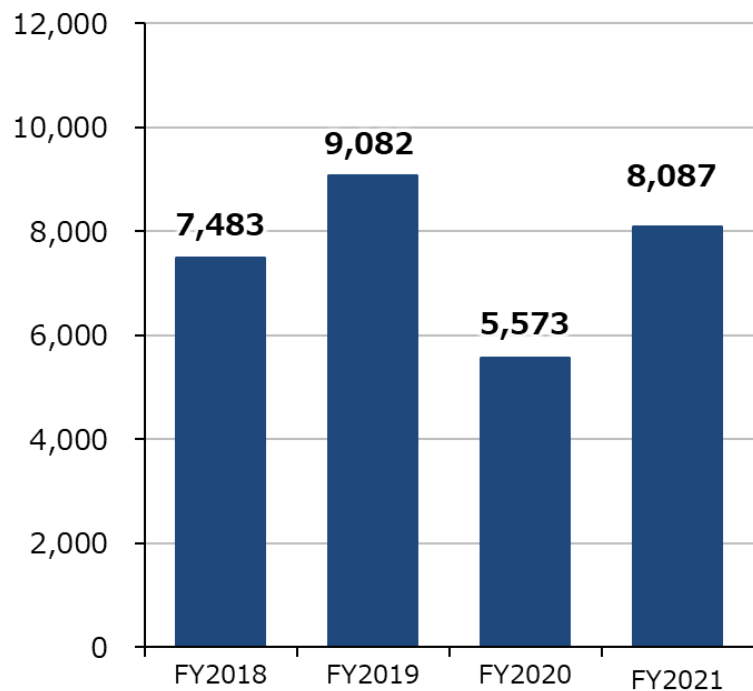
Consolidated Financial Result of Q3, FY2021



(JPY in millions)	End of Q3, FY2020	End of FY2020	End of Q3, FY2021	Changes (Q3, FY2020 vs. Q3, FY2021)		Changes (FY2020 vs. Q3, FY2021)	
				amount	%	amount	%
Current assets	96,564	104,254	111,079	14,514	15.0	6,824	6.5
Notes and accounts receivable-trade	35,245	37,057	40,489	5,243	14.9	3,431	9.3
Inventories	38,103	36,532	51,160	13,056	34.3	14,628	40.0
Noncurrent assets	40,324	40,181	42,781	2,457	6.1	2,600	6.5
Total asset	136,889	144,436	153,861	16,971	12.4	9,424	6.5
Current liabilities	52,187	59,855	65,204	13,017	24.9	5,349	8.9
Accounts payable-trade	24,065	27,481	34,404	10,339	43.0	6,923	25.2
Short-term loans payable	19,529	23,810	20,605	1,075	5.5	-3,204	-13.5
Noncurrent liabilities	29,467	28,082	26,155	-3,311	-11.2	-1,927	-6.9
Bonds payable	10,000	10,000	10,000	-	-	-	-
Long-term loans payable	13,696	12,061	10,112	-3,583	-26.2	-1,948	-16.2
Total liability	81,654	87,937	91,360	9,705	11.9	3,422	3.9
Net assets	55,235	56,498	62,500	7,265	13.2	6,002	10.6
Minority interests	338	354	391	52	15.5	36	10.4
New assets and liability	136,889	144,436	153,861	16,971	12.4	9,424	6.5
Exchange rate(USD)	105.80	103.50	111.92				

• CAPEX

(JPY in millions)



▲PT. SIIX EMS INDONESIA in Jakarta
Construction of the second building completed (Sep. 2021)

Consolidated Financial Forecast



(JPY in millions)

(JPY in millions)	FY 2021 Forecast		FY 2021 Revised Forecast		FY2021 Original Forecast vs. FY 2021 Revised	
					diff.	%
Sales	210,000		210,000		-	-
Operating income	6,800	3.2	5,000	2.4	(1,800)	(26.5)
Ordinary income	6,600	3.1	5,500	2.6	(1,100)	(16.7)
Profit attributable to owners of parent	5,700	2.7	4,500	2.1	(1,200)	(21.1)
Net income per share (JPY)	120.61		95.22		(25.39)	

Exchange rate(USD)	103.00	108.70
--------------------	--------	--------

KPI for Midterm Business Plan

Target	KPI for 2023		Q3, 2021
Expanding business with major global companies	Expansion of non-Japanese ratio	25% of consolidated sales	16% of consolidated sales Project with a European customer has already started mass production.
	Strengthen Reinforce alliances with technology	5 billion yen of consolidated sales	Significant increase in projects for Government Offices and new orders for 2023.
	Customer development in the medical field	5 billion yen of consolidated sales	Same level as the previous year. Continue to develop business opportunities around the world.
Contributing to a decarbonized society through our business	Expansion of Non-commodity ratio (Automotive-related and Industrial equipment)	85% of consolidated sales	74% of consolidated sales Decrease in in-flight AV equipment. On the contrary, sales in the in-vehicle sector increased year on year.
	Expansion of CASE-related business	35 billion yen of consolidated sales	Steady increase mainly in European customers. Increase in projects for EVs in China and the U.S.
	Expansion of battery-related business	10 billion yen of consolidated sales	Increased orders for battery packs for chain saws, and will start trading in automotive ones this year.
Diversity management	Improvement of local executives' ratio	80%	77.0% (As of the end of Sep. 2021)
	Improvement of female executives' ratio	50%	31.2% (As of the end of Sep. 2021)

- ❑ In Mexico, Europe, China, and ASEAN, demand from Japanese and European customers for automotive-related equipment continues to grow
we will start the production in various regions from 2022
In Mexico in particular, orders from both Japanese and non-Japanese customers are expected to increase further
- ❑ Completion of the Second Building of PT.SIIX EMS
INDONESIA
- ❑ Business with Singapore's public sector is strong thanks to collaboration with technology partners

Environment

Reduce CO2 emission intensity (basic units)

*Tentative values based on the use of CO2 emission factors as of 2020

Q3,2021

0.32t*

Target

Reduction from the previous year (Reference)
End of 2020 : 0.34t

(Installation of solar panels)

- Installed at the Shanghai Plant and started operation in January 2021. Total emission reduction of 1,817.5 tons per year is expected at this plant.
- Also installed at the Jakarta plant, which was completed in Sep., and are being prepared for operation.
- Considering installation in Mexico. Aiming to start operations in the next fiscal year.

Social

Local executives ratio

Ratio of local executives in management of all SIIX Group

Q3,2021

77.0%

Target

80%

Female executives ratio

*Executives: Manager and above

Ratio of Female executives in management of all SIIX Group

Q3,2021

31.2%

Target

50%

Governance

Complying with the Revised Corporate Governance Code

- We have already taken measures to disclose the skills matrix, the number of independent directors, the independence of the Nomination and Compensation Advisory Committee, and the establishment of an electronic platform for the exercise of voting rights.
- We have been disclosing the ratio of female executives and the ratio of foreign executives as our own KPIs of diversity management.
- We will continue to educate our employees about compliance at our strategy meetings, which are attended by all Group executives.

Market restructuring

- We have received a notice from the TSE that SIIX meets the criteria for listing on the Prime Market and have already applied for listing on the Prime Market.

- The information contained in this document is intended to provide financial information and management indices of SIIX Corporation (hereinafter referred to as "SIIX"), but no representation or warranty is made regarding the content.

This material is not intended as a solicitation for investment. When actually investing, please refrain from making investment decisions based entirely on the information on this material, and make investment decisions based on your own judgement.

- However, SIIX shall not be liable for any damages caused by errors in the information, falsification of data by third parties, or downloading of data for any reason whatsoever.
- Some of the information in this material contains statements regarding future performance. Such statements are not guarantees of future performance and are subject to risks and uncertainties. Please be aware that actual results may differ from these statements due to changes in the environment and other factors.